

NO.	NAME	MATERIAL
1	HOUSING	Nylon
2	PIN 1	PHOS. BRONZE
3	PIN2	PHOS. BRONZE
4	INSERT 1	Nylon
5	INSERT 2	Nylon
6	SHELL	SUS
7	MYLAR	Polyimide

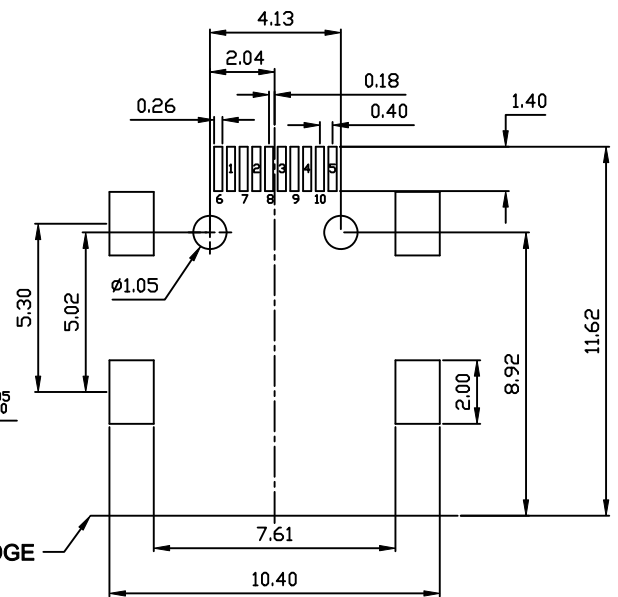
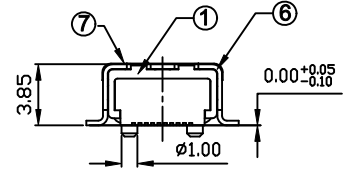
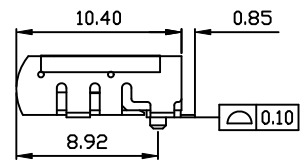
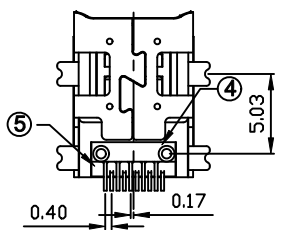
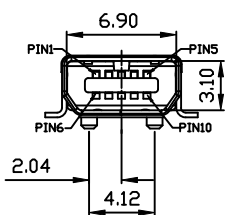
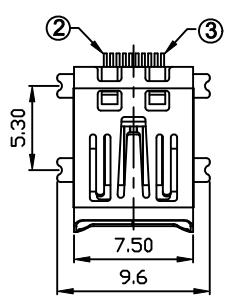
SUA-130M2*-* *EG

Series _____
 Type _____
 Color _____
 B : Black
 W : White
 Material _____
 P : Nylon

Shell _____
 EG : With Gold Flashed Soldering Pads

Version _____
 1 : 1.1
 2 : 2.0

REV	ZONE	REVISION	DATE	APPD.



SUGGESTED PCB LAYOUT
TOP VIEW
SCALE: 2:1



POWERWAY ELECTRONICS CO.,LTD.
博 歲 電 子 股 份 有 限 公 司

COMPUTER NO.			UNIT	SCALE	PART NAME	
D:\DWG\SUA-130M2			mm	1:1	Mini USB. TYPE AB	
APPD.	CKD.	DWG.	DATE	TOLERANCE		REV.
	Michael	Chindge	2009-05-12	0.000mm ± 0.075mm 0.00 mm ± 0.15 mm 0.0 mm ± 0.25 mm		A.0