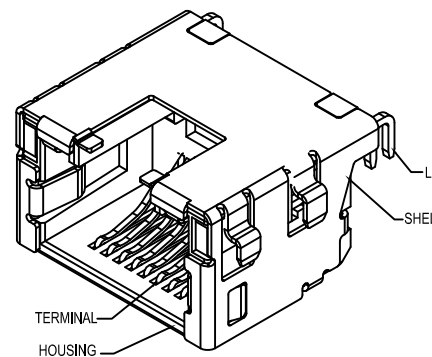
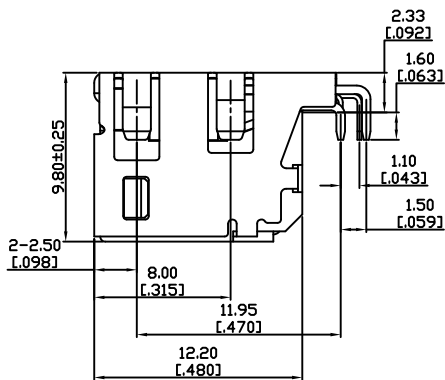
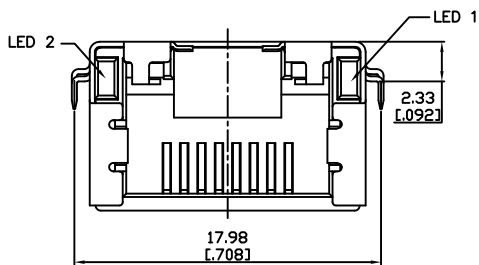


RECOMMENDED PCB LAYOUT
TOP VIEW

RECOMMENDED PCB THICKNESS: 1.20 ± 0.05mm



Electrical Characteristics :
 Insulation Resistance : 500MΩ Min.
 Contact Resistance : 50mΩ Max.
 Withstand Voltage : 100 VAC 1 minute.
 Current Rating : 1.5A

Material:
 Housing : Thermoplastic UL94V-0
 Contact : Selective Gold Plating
 Terminal : 0.25mm Thickness Phosphor Bronze
 Plated With Gold And Tin In Solder Area.
 Shell : SUS, Nickel Plated On The All Area

PART NO : 8 7 8 8 K 3 - B * 1 *

Positions →
 Contacts →
 Housing Color →
 B : Black

LED Options
 Ports
 Gold Plated
 0 : Gold Flash
 1 : 6u"
 2 : 15u"
 3 : 30u"
 4 : 50u"

LED Color Options Table

LED Color Options		LED DASH OPTION
LED 2 (Left)	LED 1 (Right)	
No LED	No LED	0
Yellow	Green	1
No LED	Green	2
Yellow	No LED	3
Green	Yellow	4
Green	Green	5
Yellow	Yellow	6
Orange/Green	Orange/Green	7
Yellow/Green	Yellow/Green	8
Orange/Green	Yellow	9

PW 博歲電子股份有限公司
 POWERWAY ELECTRONICS CO.,LTD.

ZONE	REV.	DESCRIPTION	DATE	APPD.	FILE NO : 87 (SERIES)	TITLE	RJ45, 8P8C, Shielded, With LED, Offset Type, Thru Hole, RJ11 Mateproof Function		UNIT	mm
(A)					TOLERANCE(公差) : 0.000 mm ± 0.075 mm 0.00 mm ± 0.15 mm 0.0 mm ± 0.25 mm	圖名			單位	inch
(B)						料號	8788K3-B*1*		SCALE	1:1
(C)						版本	A.0	DATE	2010-05-18	
(D)						日期				
(E)						審核	Aaron		製圖	Eric