

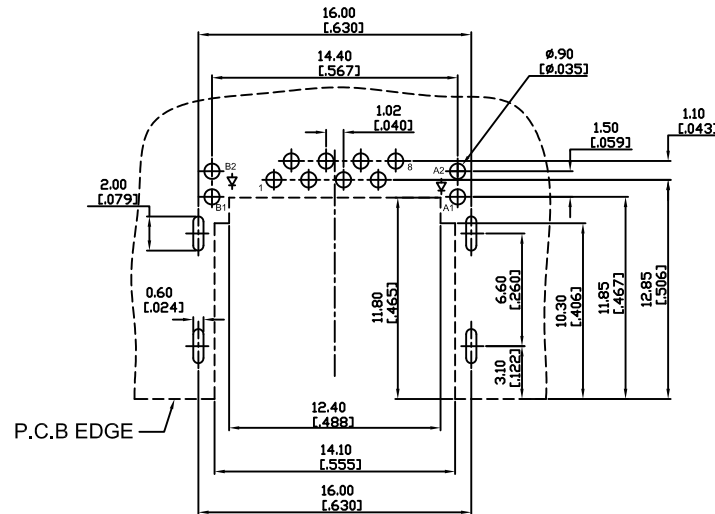
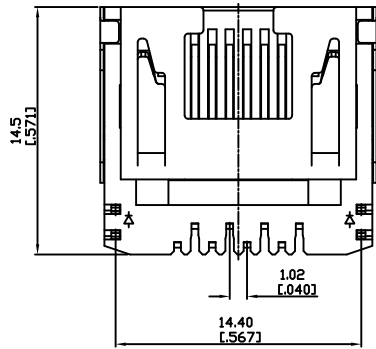
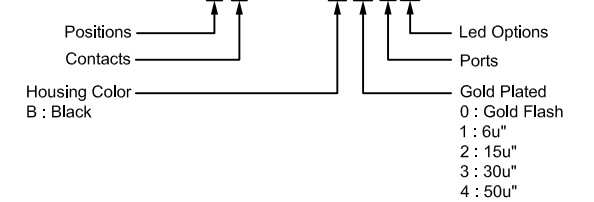
**Electrical Characteristics :**

- Insulation Resistance : 100MΩMin.
- Contact Resistance : 50mΩ Max.
- Withstand Voltage : 100 VAC 1 minute.
- Current Rating : 1.0A

**Material:**

- Housing : Thermoplastic UL94V-0
- Contact : Selective Gold Plating
- Terminal: 0.30mm Thickness Phosphor Bronze Plated With Gold And Tin In Solder Area.
- Top Shield : Brass, Nickel Plating.
- Bottom Shield: SUS

**PART NO : 8 1 8 8 K 1 - B \* 1 \***



**RECOMMENDED PCB LAYOUT  
TOP VIEW**

RECOMMENDED PCB THICKNESS: 1.20 ± 0.05mm

**LED Color Options Table**

LED Color Options		
LED 2 (Left)	LED 1 (Right)	LED DASH OPTION
No LED	No LED	0
Yellow	Green	1
No LED	Green	2
Yellow	No LED	3
Green	Yellow	4
Green	Green	5
Yellow	Yellow	6
Orange/Green	Orange/Green	7
Yellow/Green	Yellow/Green	8
Orange/Green	Yellow	9

**博 歲 電 子 股 份 有 限 公 司**  
**POWERWAY ELECTRONICS CO.,LTD.**

ZONE	REV.	DESCRIPTION	DATE	APPD.	FILE NO : 81 (SERIES)	TITLE	RJ45, 8P8C, Shielded, With LED, Offset Type, Thru Hole, RJ11 Mateproof Function		UNIT	mm inch	
(A)					<b>TOLERANCE(公差) :</b> 0.000 mm ± 0.075 mm 0.00 mm ± 0.15 mm 0.0 mm ± 0.25 mm	圖 名			單位		
(B)						PART NO.	<b>8188K1-B*1*</b>		SCALE	1 : 1	
(C)						REV.	A.0	DATE	2009-06-29		
(D)						版本		日期			
(E)						CHECKED BY	Michael		DRAWN BY	Sunny	
					審 核			製 圖			