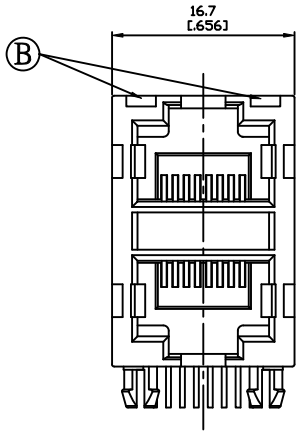

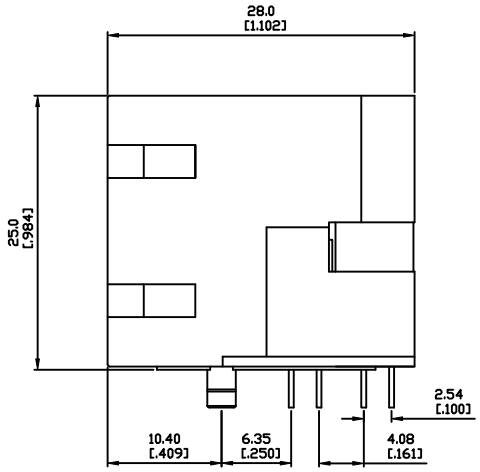

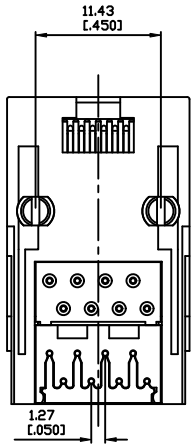

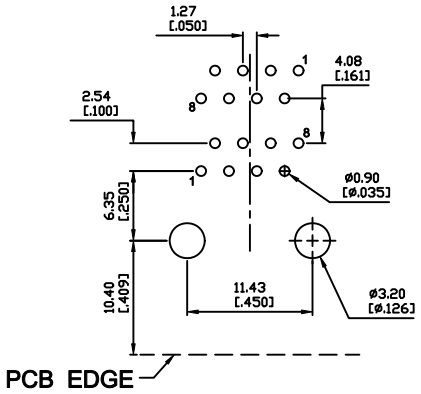

SUGGESTED PCB LAYOUT
TOP VIEW

Electrical Characteristics :
Insulation Resistance : 500MΩ Min.
Contact Resistance : 50mΩ Max.
Withstand Voltage : 1000 VAC 1 minute.
Current Rating : 1.5A

Mechanical:
Housing : Thermoplastic UL94V-0
Contact : Full Gold Plating
Spring Wire : Dia 0.45mm Phosphor Bronze
Optional Gold Plating Over Nickel
CUL File No : E215573

PART NO : 8 2 8 8 - B ∗ 1 - R

- Positions
- Contacts
- Housing Color
  B : Black
- Ports
- Gold Plated
  0 : Gold Flash
  1 : 6u"
  2 : 15u"
  3 : 30u"
  4 : 50u"

博歲電子股份有限公司
POWERWAY ELECTRONICS CO.,LTD.

ZONE	REV.	DESCRIPTION	DATE	APPD.
Ⓐ	A.1	Withstand Voltage 500修改為1000VAC	2008-08-01	Nick
Ⓑ	A.2	頂部外型變更	2008-09-22	Aaron
Ⓒ				
Ⓓ				
Ⓔ				

FILE NO : 82(SERIES)

TOLERANCE(公差) :
0.000 mm ± 0.075 mm
0.00 mm ± 0.15 mm
0.0 mm ± 0.25 mm

TITLE 圖 名	2X1(2PORTS) RJ45 NON-SHIELDED PCB JACK			UNIT 單位	mm
DWG NO. 圖 號	8288-B∗1-R			SCALE 比 例	1:1
REV. 版本	A.2	DATE 日 期	2007-03-08		
CHECKED BY 審 核	Aaron		DRAWN BY 製 圖	Michael	