

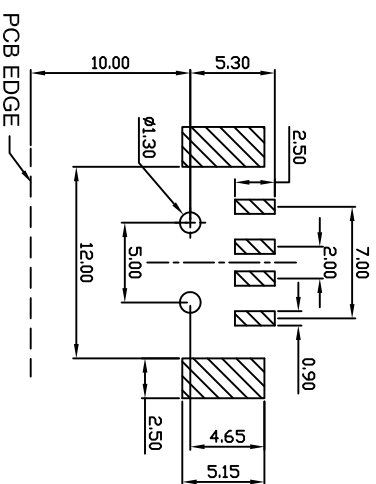
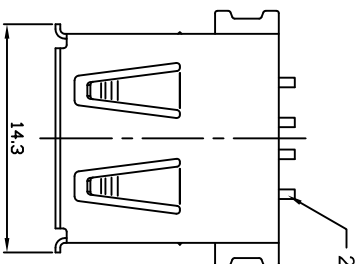
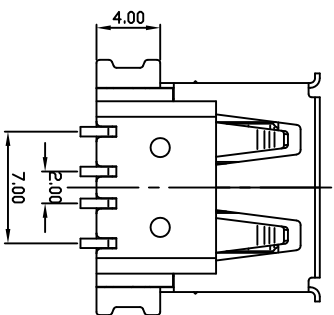
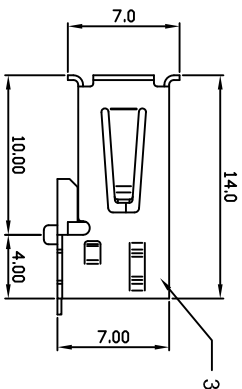
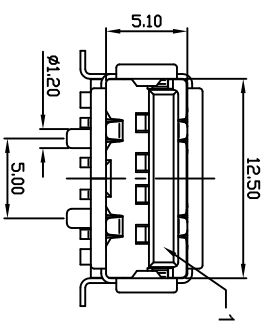
NO.	NAME	MATERIAL
1	HOUSING	PBT / Nylon
2	PIN TERM.	PHOS. BRONZE
3	SHELL	BRASS

# SUA-110M1 \* - \* - \*

Series \_\_\_\_\_  
 Type \_\_\_\_\_  
 Color \_\_\_\_\_  
 B : Black  
 W : White

Shell \_\_\_\_\_  
 T : Tin Plated  
 F : SPCC  
 N : Nickel Plated (Foggy Surface)  
 Version \_\_\_\_\_  
 1 : 1.1  
 2 : 2.0  
 Material \_\_\_\_\_  
 B : PBT  
 P : Nylon

REV	ZONE	REVISION	DATE	APPD.
A.1	(A)	增加 Foggy Surface 敘述	2009-03-20	Aaron



SUGGESTED PCB LAYOUT  
TOP VIEW



POWERWAY ELECTRONICS CO.,LTD.  
博 威 電 子 股 份 有 限 公 司

MODEL

SUA-110M1 \* - \* - \*

PAGE 1 OF 1

COMPUTER NO.

D : \DWG\ SUA-110M

APPD. CKD. Michael

DWG. Valiant

UNIT

mm

DATE

2007-02-14

SCALE

1 : 1

TOLERANCE

0.000mm ± 0.0075mm  
 0.00 mm ± 0.15 mm  
 0.0 mm ± 0.25 mm

PART NAME

USB, TYPE A  
FLAT 90° SMT



REV.

A.1