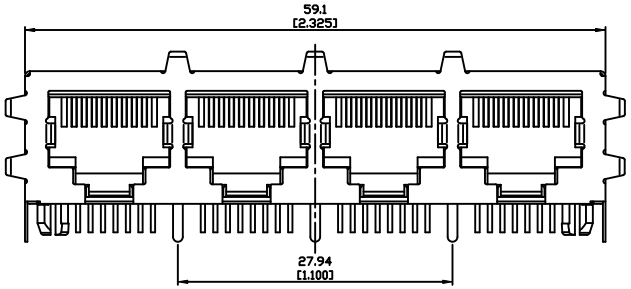

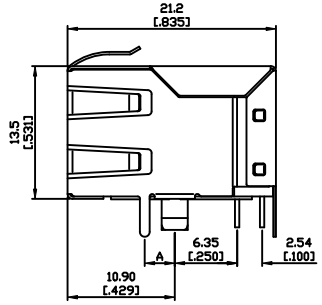

Electrical Characteristics :
Insulation Resistance : 500MΩ Min.
Contact Resistance : 30mΩ Max.
Withstand Voltage : 1000 VAC 1 minute.
Current Rating : 1.5A

Material:
Housing : Thermoplastic UL94V-0
Contact : Full Gold Plating
Spring Wire : Dia 0.45mm Phosphor Bronze
Optional Gold Plating Over Nickel
Shield : Brass, Nickel Plating.
CUL File No : E215573

PART NO : 8 2 0 8 S- B∗4∗- 3

Positions
Contacts
Panel Ground
Non : Non Panel Ground
U : Top With Panel Ground
D : 2 Sides With Panel Ground
S : 3 Sides With Panel Ground
Housing Color
B : Black
Gold Plated
0 : Gold Flash
1 : 6u"
2 : 15u"
3 : 30u"
4 : 50u"
Ports

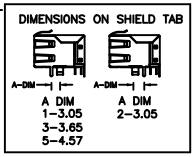

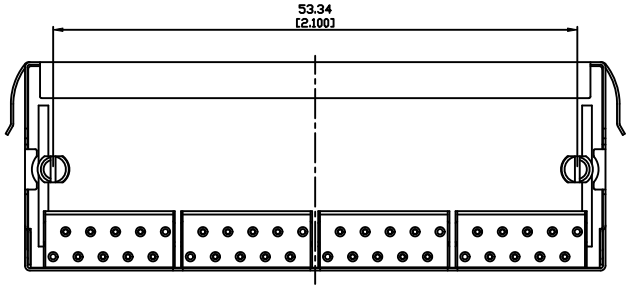

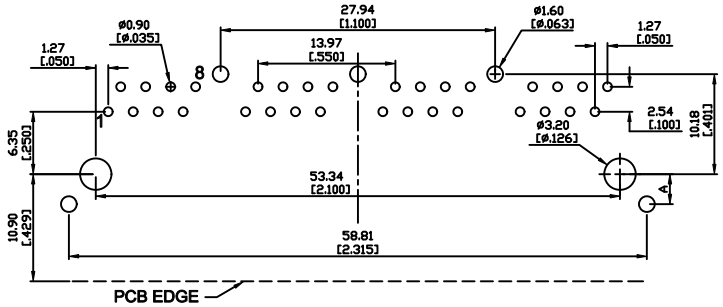

SUGGESTED PCB LAYOUT
TOP VIEW

博 歲 電 子 股 份 有 限 公 司
POWERWAY ELECTRONICS CO.,LTD.

ZONE	REV.	DESCRIPTION	DATE	APPD.
Ⓐ	A.1	Withstand Voltage 500修改為1000VAC	2008-08-01	Nick
Ⓑ				
Ⓒ				
Ⓓ				
Ⓔ				

FILE NO : 82 (SERIES)

TOLERANCE (公差) :
0.000 mm ± 0.075 mm
0.00 mm ± 0.15 mm
0.0 mm ± 0.25 mm

TITLE 圖 名	SHIELDED RJ45 SIDE ENTRY PCB JACK			UNIT 單位	mm inch
PART NO. 料 號	8208S-B∗4∗-3			SCALE 比 例	1 : 1
REV. 版 本	A.1	DATE 日 期	2007-01-17		
CHECKED BY 審 核	Michael		DRAWN BY 製 圖	Valiant	