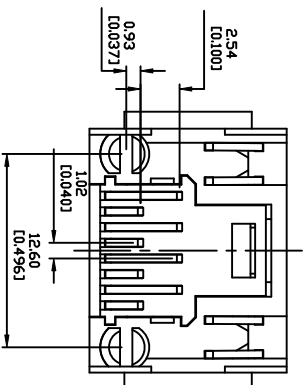
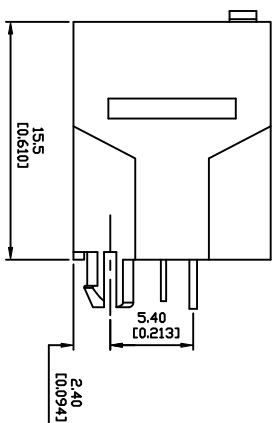
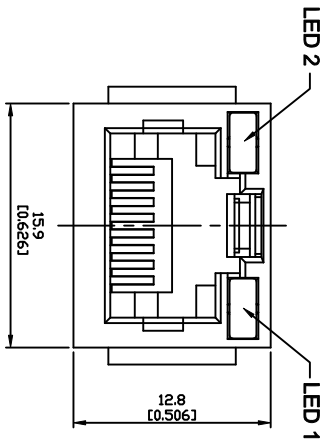


SUGGESTED PCB LAYOUT
TOP VIEW

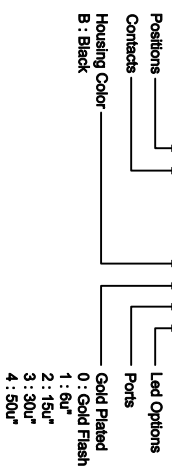


Electrical Characteristics :
 Insulation Resistance : 500MΩ Min.
 Contact Resistance : 50mΩ Max.
 Withstand Voltage : 1000 VAC 1 minute.
 Current Rating : 1.5A

Material:
 Housing: Thermoplastic UL 94V-0
 Contact : Selective Gold Plating
 Terminal: 0.35mm Thickness Phosphor Bronze
 Plated With Gold And Tin In Solder Area.

CUL File No : E215573

PART NO : 8 1 8 8 P N - B * 1 *



LED Color Options Table

LED Color Options	LED 1 (Right)	LED DASH OPTION
LED 2 (Left)	LED 1 (Right)	
No LED	No LED	0
Yellow	Green	1
No LED	Green	2
Yellow	No LED	3
Green	Yellow	4
Green	Green	5
Yellow	Yellow	6
Orange/Green	Orange/Green	7
Yellow/Green	Yellow/Green	8
Orange/Green	Yellow	9
No LED	Green/Yellow	Z
Green	Orange	A
Orange	Green	B
Green	Red	C
Red	Green	D

ZONE	REV.	DESCRIPTION	DATE	APPD.	FILE NO : 81P (SERIES)
(A)	A.1	Withstand Voltage 500修改為1000VAC	2008-08-01	Nick	
(B)					
(C)					
(D)					
(E)					

TOLERANCE (公差) :
 0.000 mm ± 0.075mm
 0.00 mm ± 0.15mm
 0.0 mm ± 0.25mm



博 崙 電 子 股 份 有 限 公 司
 POWERWAY ELECTRONICS CO.,LTD.

TITLE	NON - SHIELDED R45 TOP ENTRY PCB JACK WITH LED	UNIT	mm
圖名	NON - SHIELDED R45 TOP ENTRY PCB JACK WITH LED	單位	inch
PART NO.	8188PN-B * 1 *	SCALE	1 : 1
料號	8188PN-B * 1 *	比例	
REV. 版本	A.1 日期	2007-08-13	
CHECKED BY 審核	Michael	DRAWN BY 製圖	Connie