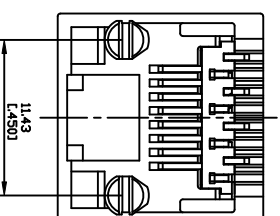
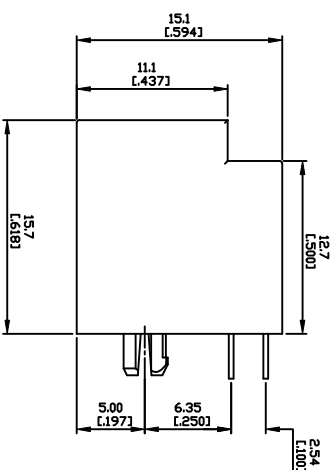
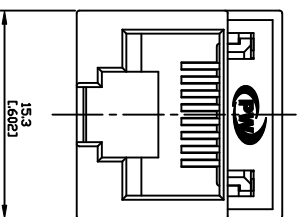


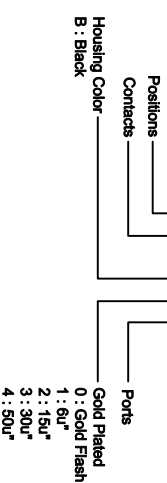
SUGGESTED PCB LAYOUT
TOP VIEW



Electrical Characteristics :
 Insulation Resistance : 500MΩ Min.
 Contact Resistance : 50mΩ Max.
 Withstand Voltage : 1000 VAC 1 minute.
 Current Rating : 1.5A

Material:
 Housing: Thermoplastic UL 94V-0
 Contact : Selective Gold Plating
 Terminal: 0.35mm Thickness Phosphor Bronze
 Plated With Gold And Tin In Solder Area.
 CUL File No : E215573

PART NO : 6 7 8 8 - B * 1



ZONE	REV.	DESCRIPTION	DATE	APPD.	FILE NO : 67 (SERIES)
(A)	A.1	Withstand Voltage 500修改為1000VAC	2008-08-01	Nick	TOLERANCE(公差): 0.000 mm ± 0.075 mm 0.00 mm ± 0.15 mm 0.0 mm ± 0.25 mm
(B)					
(C)					
(D)					
(E)					



博 崙 電 子 股 份 有 限 公 司
 POWERWAY ELECTRONICS CO.,LTD.

TITLE	NON-SHIELDED R445	UNIT	mm
圖 名	TOP ENTRY PCB JACK	單位	inch
PART NO.	6788-B*1	SCALE	1:1
料 號		比 例	
REV.	A.1	DATE	2008-03-13
版 本	日期		
CHECKED BY	Michael	DRAWN BY	Chindge
審 核		製 圖	